

COME, RULE YOUR LIFE!

  
UNIMONT  
**EMPIRE**  
  
KHOPOLI



UNIMONT EMPIRE BRINGS AN AUSPICIOUS LIFE IN KHOPOLI. SURROUNDED BY WATER AND GREENS WITH THE HIGHEST QUALITY STANDARDS OF CONSTRUCTION. REFINED LIFESTYLE AMIDST THE AURA OF A TEMPLE. POSITIVE VIBES ELEVATE YOUR JOY. NOT JUST LUXURIOUS, IT'S A BETTER LIFE.

4 WINGS OF G+7 LEVELS · GLOBAL - CLASS APARTMENTS AT KHOPOLI · IT HAS 1 RK, 1 BHK & 2 BHK & SHOPS & WORK PLACES.









TRAVEL LESS. REACH MORE



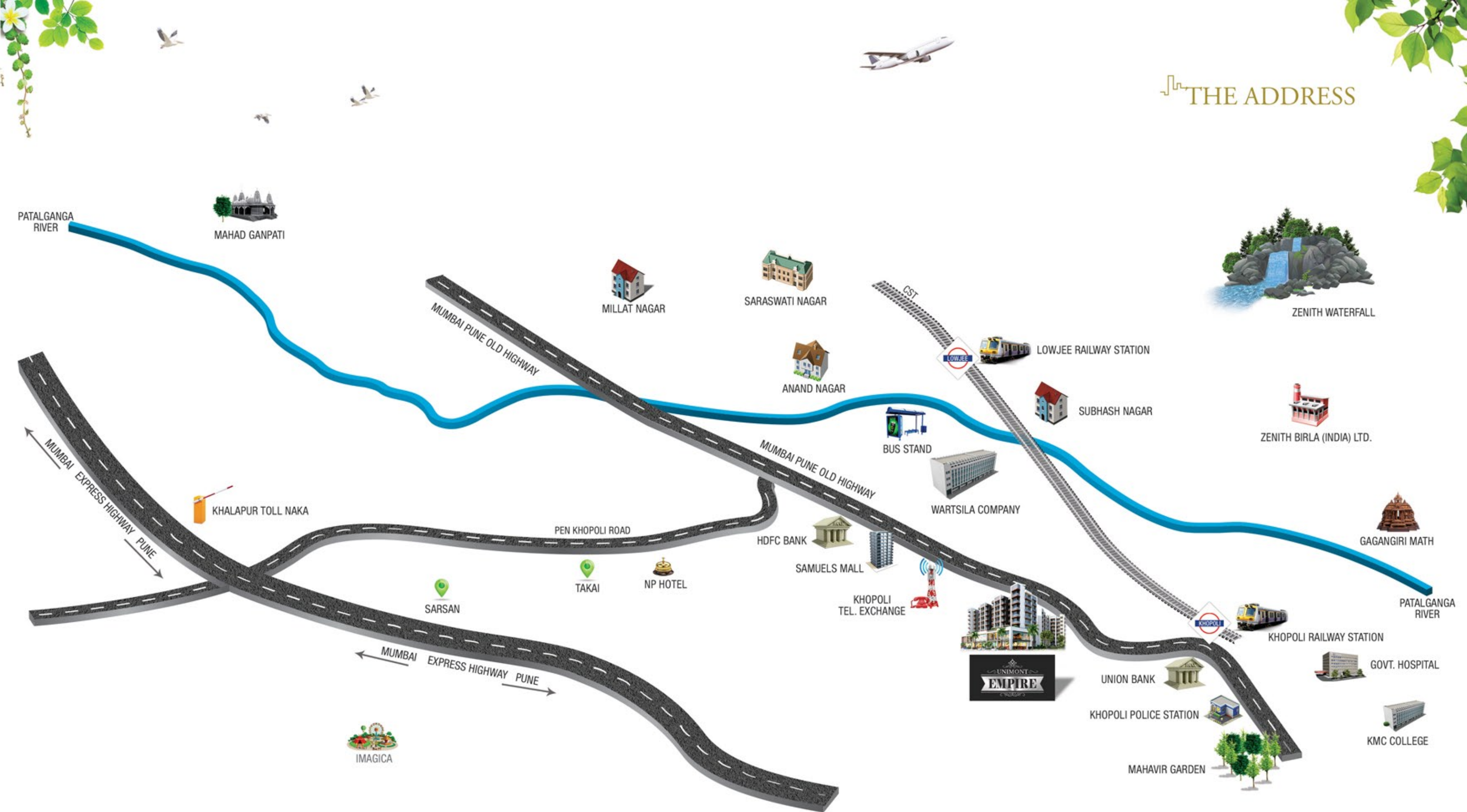
WHERE PEACE  
MEETS CONVENIENCE



THE CENTRE OF CONVENIENCE. THE ADDRESS OF PEACE. THE LOCATION OF BUZZ. YOUR LOCATION MAP IS YOUR LIFESTYLE. LOCATED AT KHOPOLI, IT IS AMAZING HOW CLOSE YOU ARE TO LANDMARKS. FROM BANKS, HOSPITAL, SHOPPING COMPLEX- YOU ARE WELL CONNECTED.

NEIGHBOURHOOD :  SCHOOL  HOSPITAL  BANK  MALL  
 RAILWAY STATION  ENTERTAINMENT  HIGHWAY

TRAVEL LESS. REACH MORE



THE ADDRESS

CLOSE PROXIMITY TO  
 PANVEL • ADLABS IMAGICA • KARNALA BIRD SANCTUARY  
 HILL STATIONS (LONAVALA, KHANDALA AND MATHERAN) • MAHAD ASHTAVINAYAKA TEMPLE

KEY DISTANCES  
 KHOPOLI RAILWAY STATION - 0.4 KM | MAHAD ASHTAVINAYAKA TEMPLE - 6 KMS | ADLABS IMAGICA - 9 KMS | LONAVALA - 12 KMS  
 PANVEL - 35 KM | NAVI MUMBAI AIRPORT - 40 KMS | MATHERAN - 44 KMS | PUNE - 80 KMS



THE KINGDOM OF GREENS



WELLNESS IN EVERY BREATH



IF NATURE MEANS WELLNESS, YOUR HOME SHOULD BE SURROUNDED BY IT. A MARKED PLAY-ZONE FOR THE KIDS, THE GARDEN TO REST YOU AND THE ELDERLY. JOG IN THE MORNING. CONVERSE BY THE SCENIC BEAUTY IN THE EVENING. AT UNIMONT EMPIRE, NATURE COMES TO YOU WITH A FINEST HOME ATTACHED.

-  PODIUM GARDEN
-  KID'S PLAY AREA
-  JOGGER'S TRACK
-  TEMPLE

BLUE BLOOD



ROYAL MOMENTS  
EVERY MORNING



A SWIMMING POOL WASHES OFF YOUR SLEEP IN THE MORNING. SPLASH THE STRESS. DIVE INTO PEACE. ENJOY A REFRESHED VIEW OF THE WORLD. BLUE WATERS SIMPLY SPREAD YOUR ATTITUDE.

CLUB HOUSE :  GYMNASIUM  SWIMMING POOL  SUN DECK  PARTY LAWN  
 INDOOR GAMES  SITTING ZONE

## LOCATION FEATURES

KHOPOLI IS A HOLIDAY DESTINATION SURROUNDED BY SAHYADRI MOUNTAINS & WESTERN GHATS LIKE LONAVALA & KHANDALA, ZENITH WATERFALL, PATALGANGA RIVER WITH CLOSE PROXIMITY TO PATALGANGA INDUSTRIAL BELT, JNPT, NAVI MUMBAI.

UNIMONT EMPIRE IS CREATED AS A DESTINATION THAT CAN PROVIDE EASY ACCESSIBILITY TO EVERYTHING AND ANYTHING THAT A PERSON SEEKS IN HIS LIFETIME.



CLOSE TO SCHOOLS, COLLEGES, M G ROAD MARKET, BANK AND ATM.



6 KMS FROM MAHAD ASHTAVINAYAKA AND KHANDALA HILL STATION, 12 KMS FROM LONAVALA HILL STATION.

FAMOUS ZENITH WATERFALL IS JUST A FEW MINUTES AWAY. SURROUNDED BY KHANDALA HILLS AND PATALGANGA RIVER.



35 KMS FROM PANVEL AND 80 KMS FROM PUNE.

CLOSE TO MUMBAI - PUNE EXPRESS HIGHWAY.



9 KMS FROM ASIA'S LARGEST ADLABS IMAGICA THEME PARK.



5 MINUTES WALKING FROM KHOPOLI RAILWAY STATION AND KHOPOLI BUS STAND, ON OLD MUMBAI PUNE HIGHWAY.

DIRECT NMMT BUS SERVICE FROM NAVI MUMBAI TO KHOPOLI.

DIRECT TRAIN SERVICE FROM MUMBAI TO KHOPOLI.

## SPECIFICATIONS

### BUILDING

GANAPATI TEMPLE.  
EARTHQUAKE RESISTANT RCC STRUCTURE WITH ATTRACTIVE ELEVATION.  
GRAND ENTRANCE LOBBY LOUNGE.  
BACK-UP GENERATOR FOR ELEVATORS AND COMMON AREAS.  
CCTV CAMERAS.

GYPSUM WALL FINISH WITH OBD PAINT.  
EXTERNAL PAINT IN 100% ACRYLIC EMULSION.  
24 X 7 SECURITY.  
FIRE FIGHTING SYSTEM.  
BRANDED HIGH SPEED ELEVATORS.

### APARTMENT

VITRIFIED FLOORING OF 2 FT X 2 FT SIZE.  
POWDER COATED WINDOWS.  
CONCEALED WIRING WITH AMPLE ELECTRICAL POINTS WITH MODULAR SWITCHES.  
BRANDED MCB & ELCBS FOR ELECTRICAL SAFETY.

AC POINT IN ALL BEDROOMS.  
DESIGNER LAMINATED MAIN DOOR WITH STANDARD FITTINGS.  
GRANITE DOOR FRAMES.  
INTERNET CONNECTION PROVISION.  
AMPLE NATURAL LIGHT & VENTILATION.



### KITCHEN & BATHROOM

GRANITE PLATFORM IN KITCHEN WITH SS SINK.  
DESIGNER GLAZED TILES UP TO BEAM LEVEL IN KITCHEN ABOVE PLATFORM.  
DESIGNER TILES UPTO DOOR HEIGHT IN BATHROOM.

ANTI-SKID FLOORING IN ALL BATHROOM.  
CONCEALED PLUMBING WITH HOT & COLD MIXER.  
ALL WATER PROOF DOORS IN BATHROOMS.  
BRANDED BATHROOM FITTINGS.

### LEISURE (1ST FLOOR)

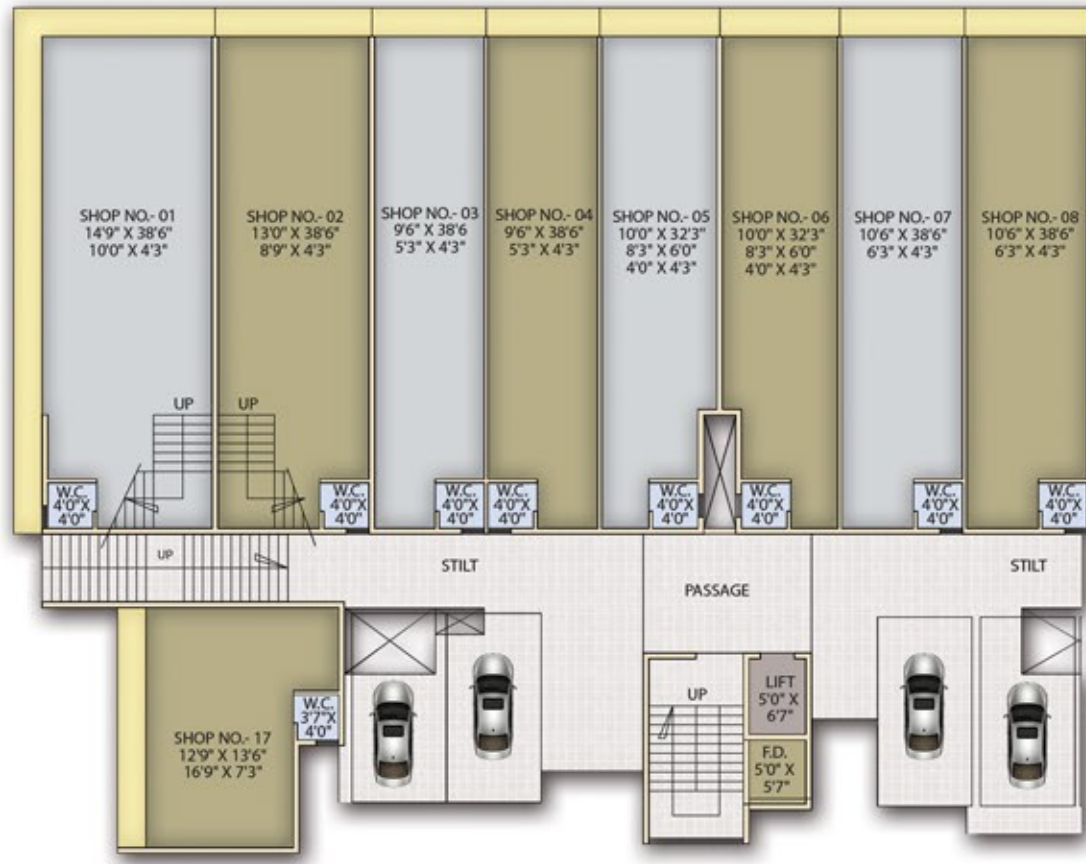
FITNESS ROOM • SITTING AREA • PODIUM GARDEN & CHILDREN PLAY AREA • SWIMMING POOL • SUN DECK • PARTY LAWN



....  
SITE PLAN







WING A | GROUND FLOOR

SHOP	01	02	03	04	05	06	07	08	17
------	----	----	----	----	----	----	----	----	----



WING A | 2ND FLOOR

UNIT	01	02	03	04	05	12
BHK	1	1	2	1	1	1



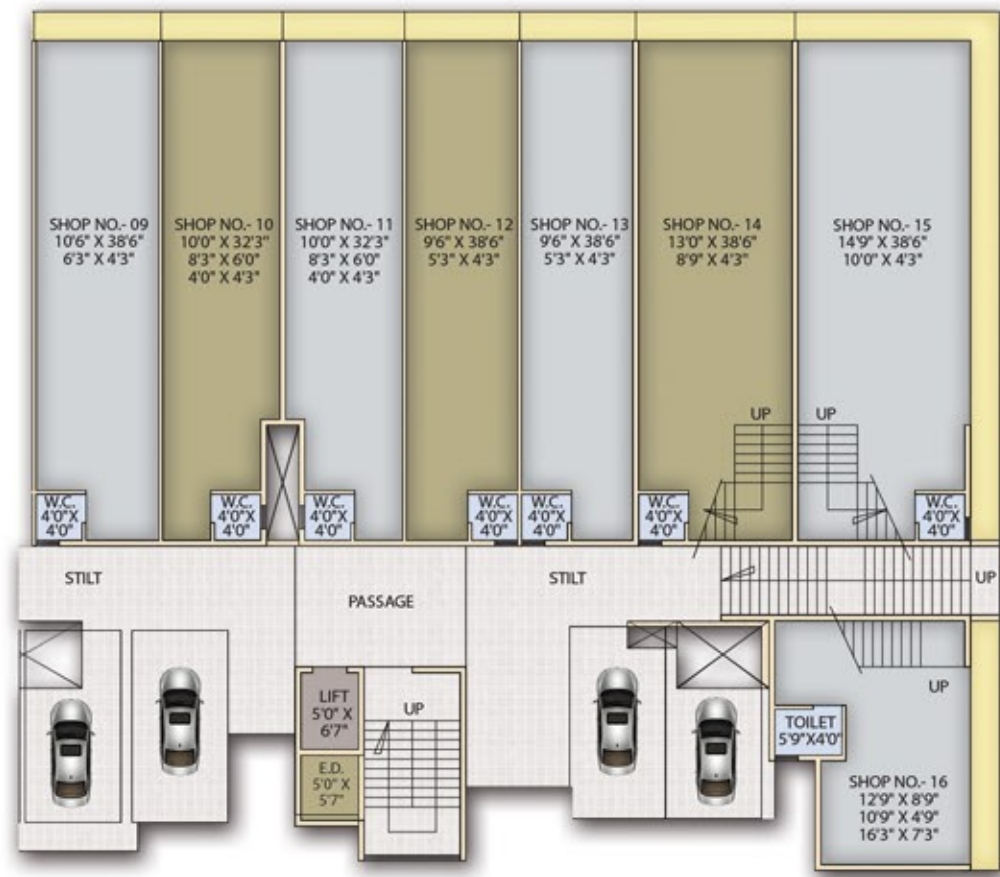
WING A | 1ST FLOOR

OFFICE	01	02	03	04	05	UNIT	01	04
						BHK	1	1



WING A | TYPICAL 3RD TO 7TH FLOOR

UNIT	01	02	03	04	05	12
BHK	1	1	2	1	1	1



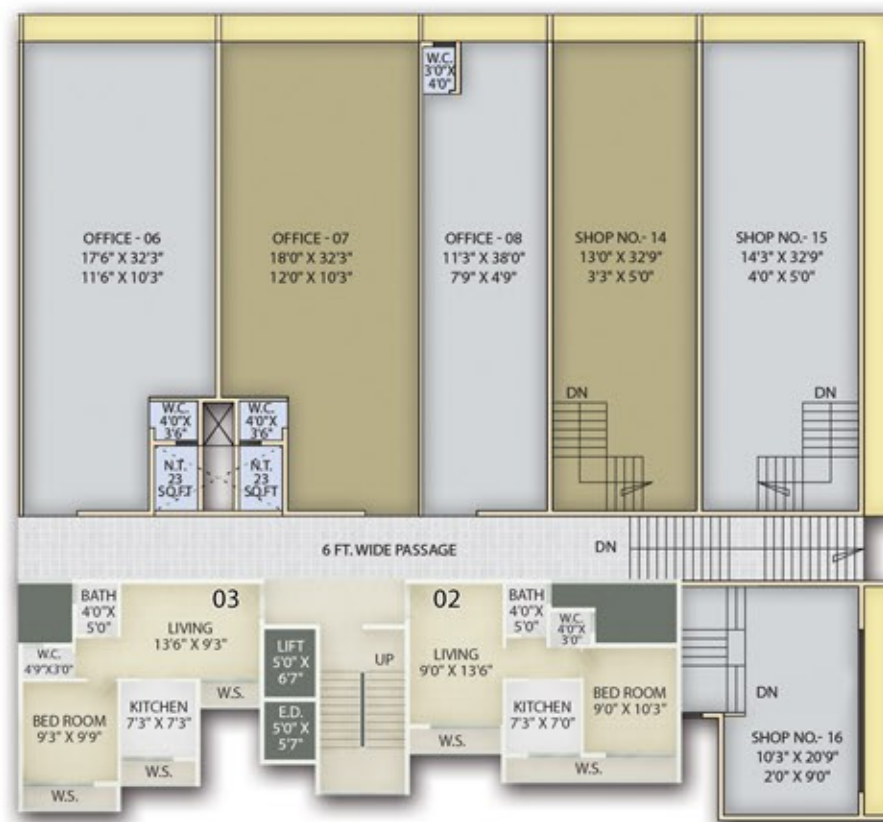
WING B | GROUND FLOOR

SHOP	09	10	11	12	13	14	15	16
------	----	----	----	----	----	----	----	----



WING B | 2ND FLOOR

UNIT	06	07	08	09	10	11
BHK	1	1	2	1	1	1



WING B | 1ST FLOOR

OFFICE	06	07	08	UNIT	02	03
				BHK	1	1



WING B | TYPICAL 3RD TO 7TH FLOOR

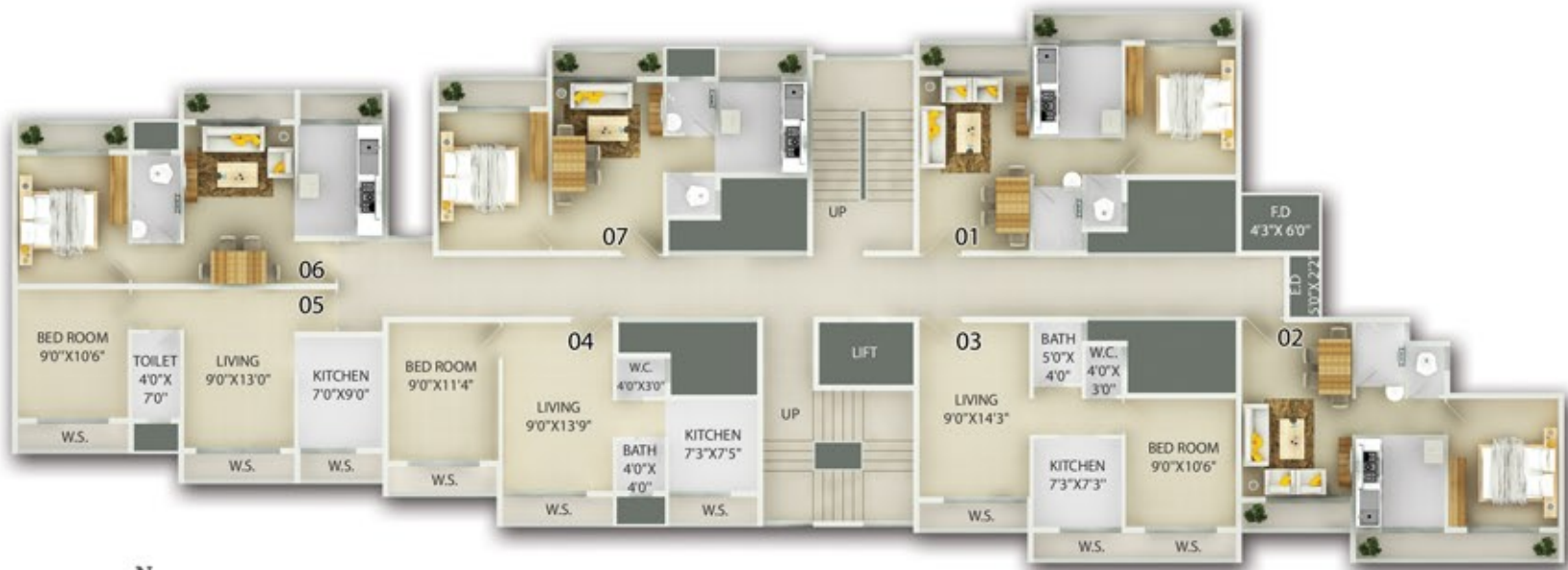
UNIT	06	07	08	09	10	11
BHK	1	1	2	1	1	1





WING C | TYPICAL 1ST TO 7TH FLOOR

UNIT	01	02	UNIT	03	04	05	06	07
RK	1	1	BHK	1	1	1	1	1



WING D | TYPICAL 1ST TO 7TH FLOOR

UNIT	01	02	03	04	05	06	07
BHK	1	1	1	1	1	1	1



FLAT A  
2 BHK



FLAT B  
1 BHK



FLAT C  
1 RK



CARE PER SQUARE FOOT



WHEN TRUTH IS A HABIT,  
TRUST IS NATURAL.



IT WAS YEAR 2010. A SET OF TOP PROFESSIONALS, ENTREPRENEURS AND A GLOBAL CONGLOMERATE SHARED A 'PROMISE' - TO BUILD QUALITY OF LIFE WITH QUALITY OF CONSTRUCTION. TO UNLOCK VALUE BY ADDING INNOVATION TO CEMENT AND BRICKS. TO COMMIT REASONABLE TIMELINES AND CONSISTENTLY ADHERE TO THE SAME. TO ENABLE TRUST IN BUILDERS WITH TRUTH IN BUILDINGS.

PROVEN ACROSS A HOST OF ELEVATIONS AND LANDMARKS :

NAVI MUMBAI COMPLETED PROJECTS : RSM DIAMOND, SECTOR 17, PLOT 43, ULWE  
RSM CRYSTAL, SECTOR 23, PLOT 118, ULWE  
RSM PEARL, SECTOR 41, PLOT 132, DRONAGIRI

ONGOING PROJECTS : RSM ATHENA, SECTOR 19, PLOT 338, ULWE  
RSM NIYATI, SECTOR 51, PLOT 11, DRONAGIRI  
UNIMONT CORAL, SECTOR 47, PLOT 36 & 36A, DRONAGIRI  
UNIMONT SAPPHIRE, SECTOR 19, PLOT 340, ULWE

ENABLED WITH A ROBUST TEAM OF REAL-ESTATE PROFESSIONALS AND A SMART ARCHITECTURE - UNIMONT IS COMMITTED TO CHANGING LIFESTYLES WITH AFFORDABLE YET LUXURIOUS HOMES. UNIMONT EMPIRE SHALL STAND TESTIMONY.

CARE PER SQUARE FOOT

PAST PROJECTS



RSM DIAMOND



RSM PEARL



RSM CRYSTAL

ONGOING PROJECTS



SECTOR 19, PLOT 338, ULWE  
RSM ATHENA



SECTOR 19, PLOT 340, ULWE  
UNIMONT SAPPHIRE



SECTOR 47, PLOT 36 & 36A, DRONAGIRI  
UNIMONT CORAL



SECTOR 51, PLOT 11, DRONAGIRI  
RSM NIYATI

